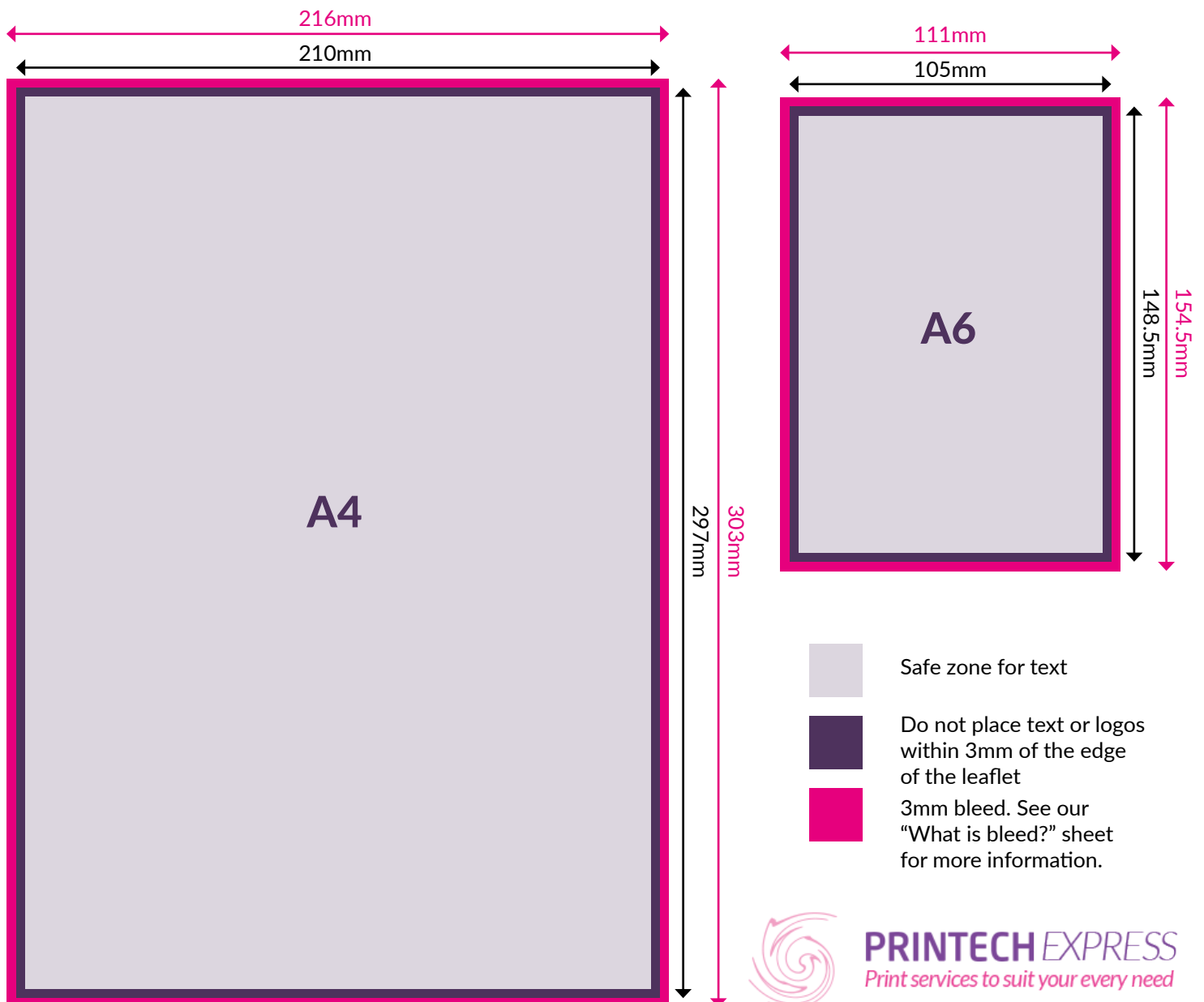


# THICK COVER STAPLED BROCHURES

## SPECIFICATION & ARTWORK INSTRUCTIONS

- Saddle stitched (stapled)
- A4, A5, A6 and 210x210 options
- 4 - 32 pages (including cover)
- 300gsm silk cover paper
- 130gsm silk text paper
- 72 hour turnaround
- Free Delivery



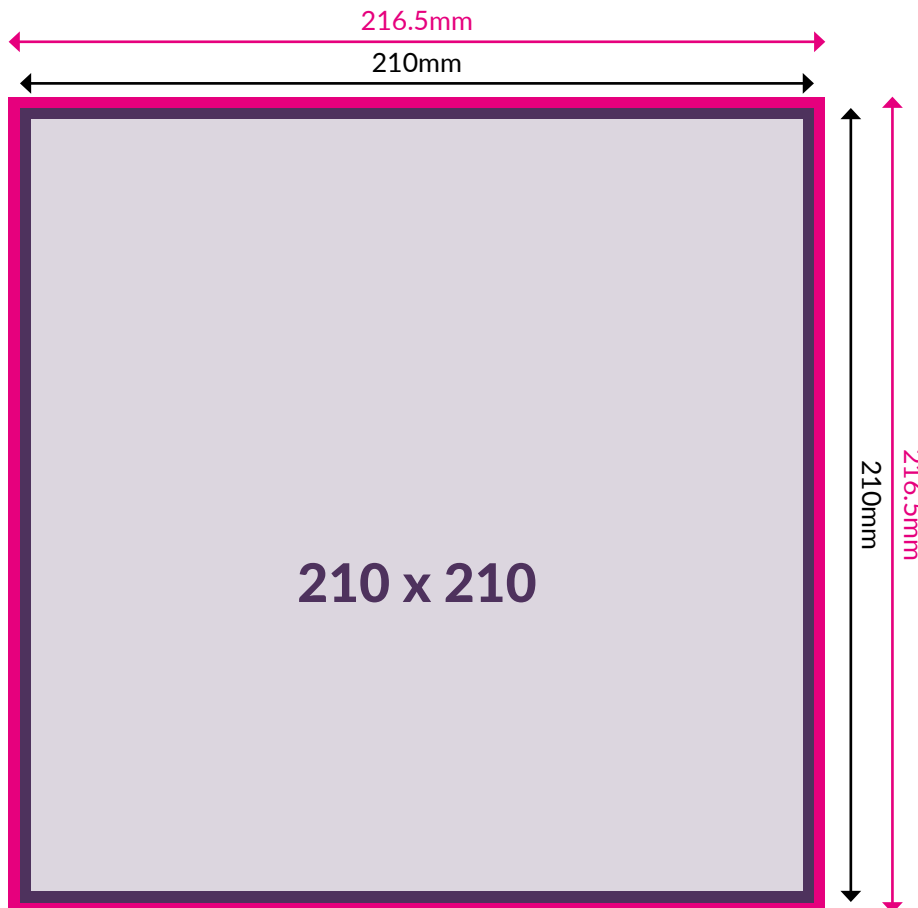
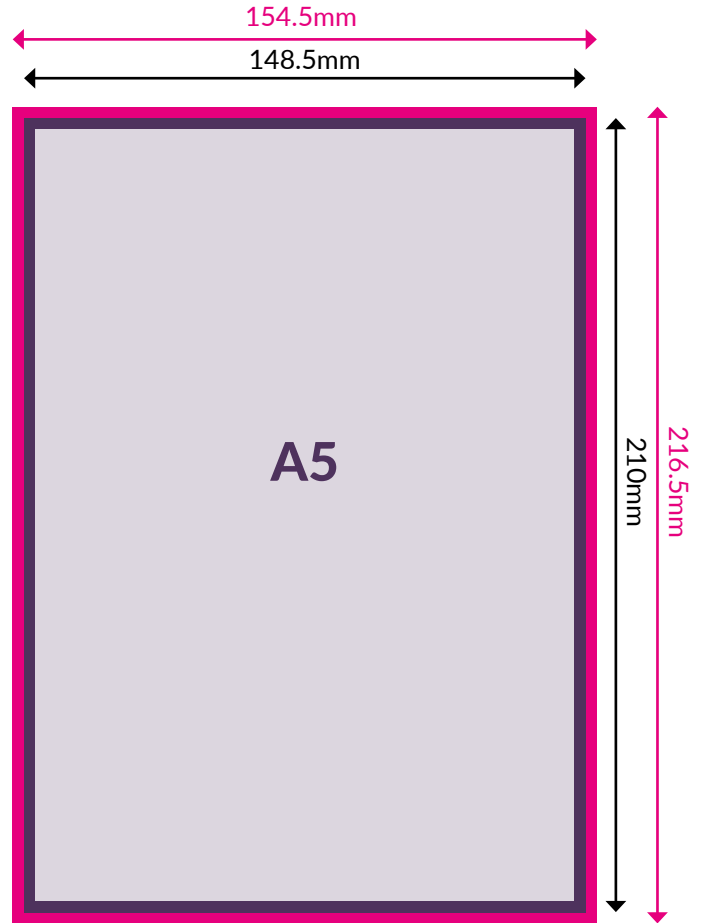
**PRINTECH EXPRESS**  
Print services to suit your every need




# THICK COVER STAPLED BROCHURES

## SPECIFICATION & ARTWORK INSTRUCTIONS

### ARTWORK INSTRUCTIONS:

- Accepted files: Illustrator eps, jpeg, tiff or Photoshop eps, packaged Indesign folder & hi-res PDF. All art work must be CMYK
- We also ask that you send a PDF copy for our reference
- Any images must be supplied at a minimum of 300dpi
- Please add 3mm bleed to all sides of artwork and crop marks
- All text should be created to outlines
- We recommend that no text is placed within 3mm of the edge of the leaflet (at all sizes)



-  Safe zone for text
-  Do not place text or logos within 3mm of the edge of the leaflet
-  3mm bleed. See our "What is bleed?" sheet for more information.




**PRINTECH EXPRESS**  
Print services to suit your every need

# THICK COVER STAPLED BROCHURES

SPECIFICATION & ARTWORK INSTRUCTIONS

## ADVICE FOR CREATING A SPREAD:



- On left hand page - Allow 10mm from left edge for any copy and 15mm from right edge.
- On right hand page - Allow 15mm from left edge for any copy and 10mm from right edge.
- This allows room for staples and multiple pages and ensures that the page does not look too busy towards the centre.



**PRINTECH EXPRESS**  
Print services to suit your every need